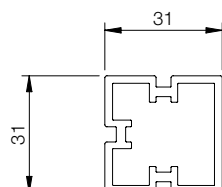


PROJECT2 30X30 PROJECT2 30x30

R6630

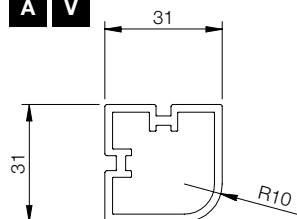
Profilo montante 31x31.
Intermediate upright profile.



Code	L (mm)	min. order (Mt)	qty/box (Mt)	Kg/box
R6630xxxL45	4500	27	6	-

R6633

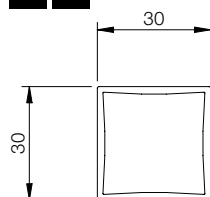
Profilo montante 31x31.
Side upright profile.



Code	L (mm)	min. order (Mt)	qty/box (Mt)	Kg/box
R6633xxxL45	4500	27	6	19,50

R7590

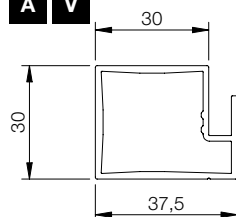
Profilo traverso 30x30.
Crossbeam profile 30x30.



Code	L (mm)	min. order (Mt)	qty/box (Mt)	Kg/box
R7590xxxL45	4500	27	6	-

R6632

Profilo traverso per ripiani vetro spessore 4 o 6 mm e per legno 19 mm.
Crossbeam profile for thick glass 4 and 6 mm and for wood 19 mm.



Code	L (mm)	min. order (Mt)	qty/box (Mt)	Kg/box
R6632xxxL45	4500	27	6	-